

## Overview

The Gallup Student Poll measures hope, engagement, and well-being. SIATech administered the poll in Fall 2012 along with nearly a half million other high school students nationwide. In the four years administering the poll, many of the questions have received higher responses than student responses nationwide. The poll reflects the many ways SIATech provides an excellent educational environment for its students.

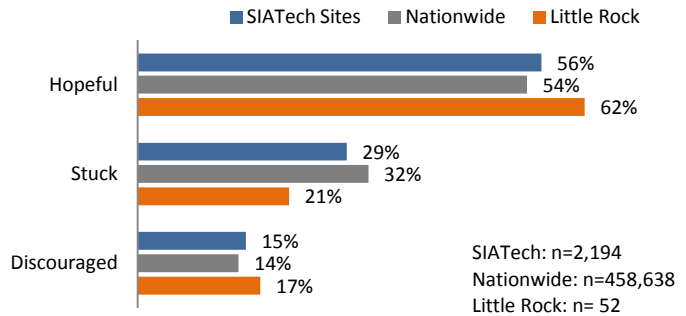
## Hope

The ideas and energy we have for the future. Hope drives attendance, credits earned, and high school GPA, and is a predictor of college GPA and retention.

The majority of SIATech Little Rock students were hopeful (62%) in 2012-2013.

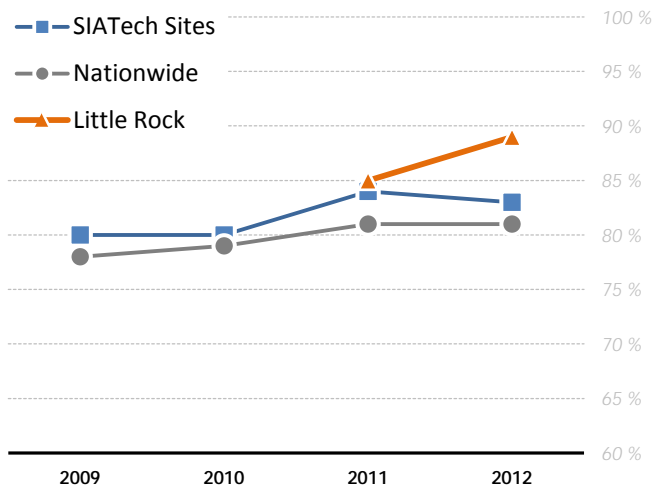
SIATech Little Rock nears or surpasses national averages in the following hope indicators: goal pursuit and confidence in finding a good job.

### Hope Overview



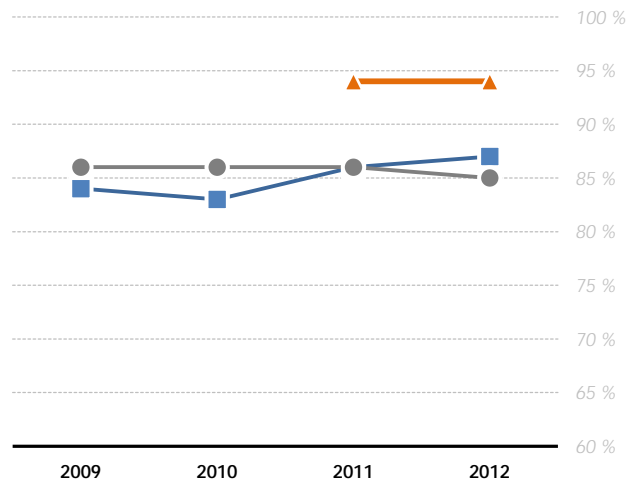
## Pursue Goals

Q: I energetically pursue my goals.



## Find a Good Job

Q: I know I will find a good job after I graduate.

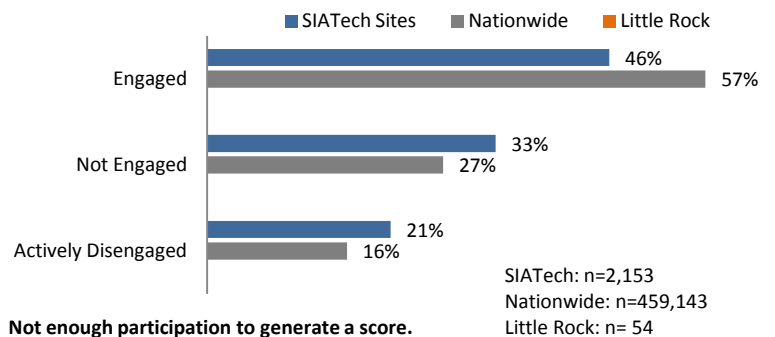


## Engagement

The involvement and enthusiasm for school. According to Gallup, engagement scores separate high-performing from low-performing schools.

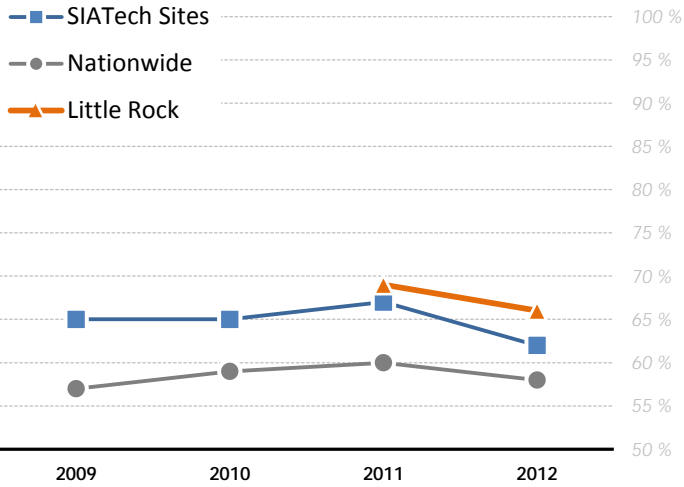
SIATech Little Rock surpasses national responses in the following engagement indicators: receipt of recognition or praise for schoolwork and volunteered time.

### Engagement Overview



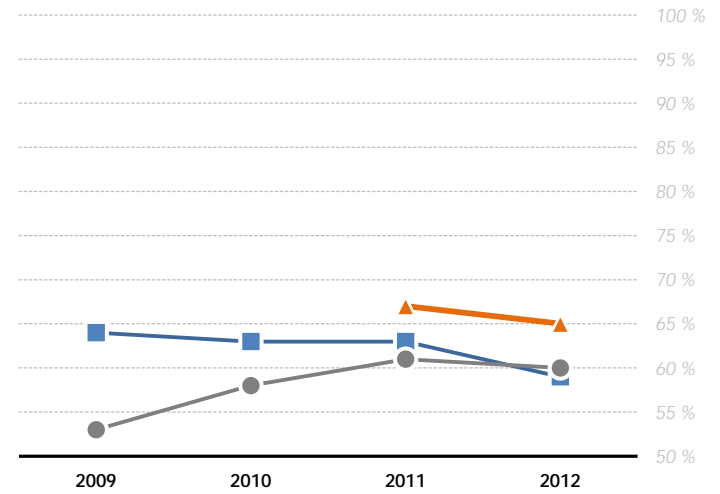
### Recognition / Praise

Q: In the last seven days, I have received recognition or praise for doing good schoolwork.



### Volunteered Time

Q: In the last month, I volunteered my time to help others.

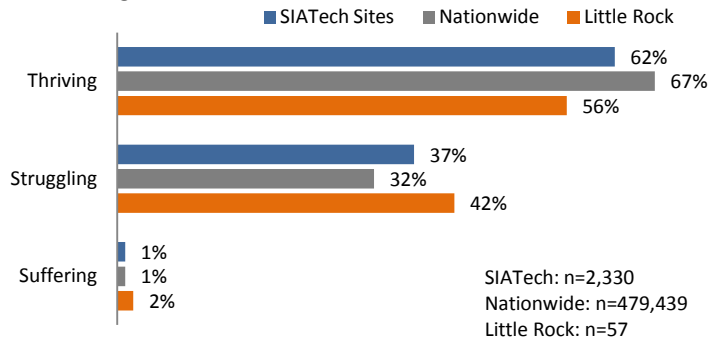


### Well-Being

How we think about and experience our lives. It is an indicator of how students are currently doing and is a predictor of future success. In 2012-2013, 56% of SIATech Little Rock students were thriving.

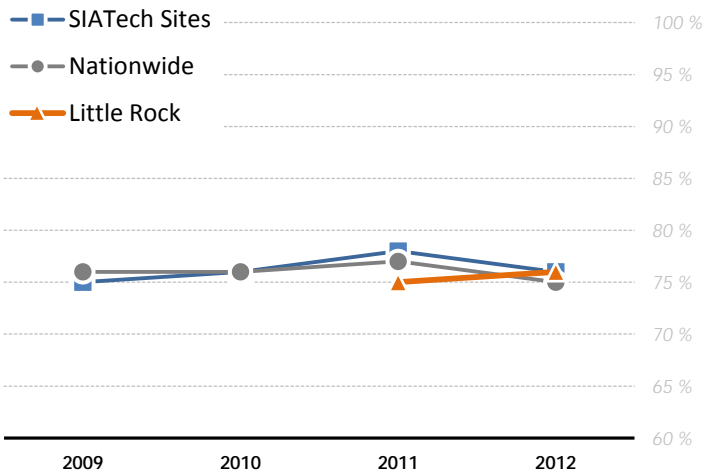
SIATech Little Rock students responded positively to the following well-being indicator: that they have enough energy to get things done.

#### Well-Being Overview



### Enough Energy

Did you have enough energy to get things done yesterday?



The "nationwide" data reflects an aggregate of the convenience sample of schools and are not representative of US student populations. They are provided as a guide to view how SIATech's results compare to the national sample results.

