

GALLUP Student Poll Results Summary

2014-2015 Treasure Island

Overview

The Gallup Student Poll measures hope, engagement, and well-being. SIATech administered the poll in Fall 2014 along with nearly a half million other high school students nationwide. In the four years administering the poll, many of the questions have received higher responses than student responses nationwide. The poll reflects the many ways SIATech provides an excellent educational environment for its students.

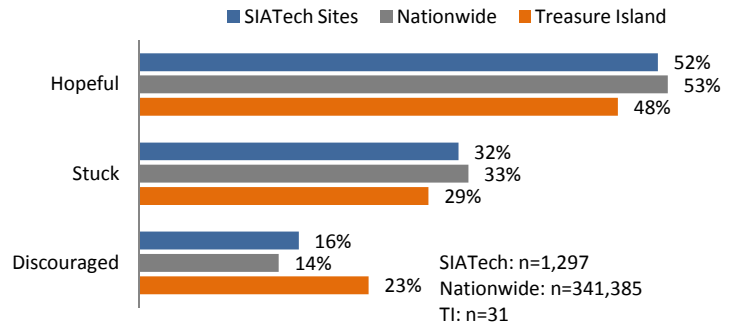
Hope

The ideas and energy we have for the future. Hope drives attendance, credits earned, and high school GPA, and is a predictor of college GPA and retention.

The vast majority of SIATech Treasure Island students were hopeful (69%) in 2013-2014.

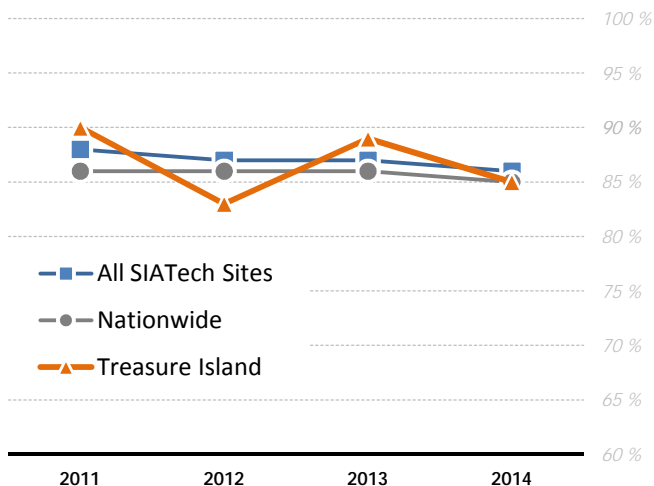
SIATech Treasure Island surpasses national averages in the majority of hope indicators: recognition of a caring adult, confidence in getting good grades, goal pursuit, creative problem solving, and confidence in finding a good job.

Hope Overview



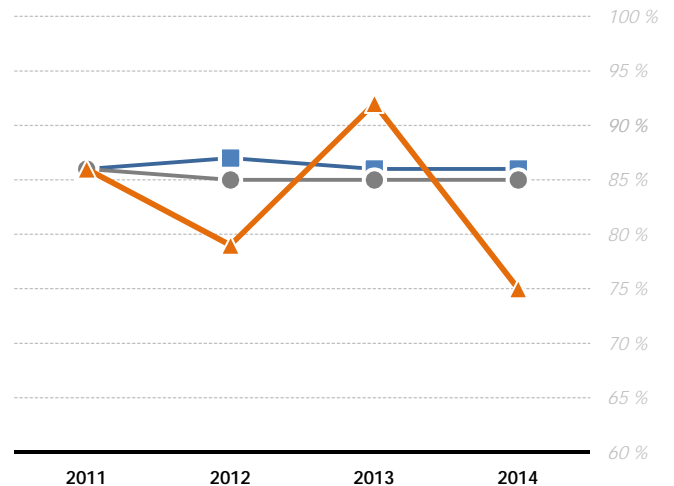
Get Good Grades

Q: I can think of many ways to get good grades.



Find a Good Job

Q: I know I will find a good job after i graduate

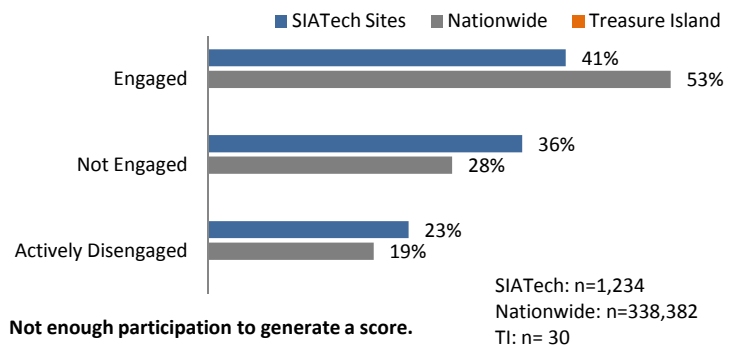


Engagement

The involvement and enthusiasm for school. According to Gallup, engagement scores separate high-performing from low-performing schools.

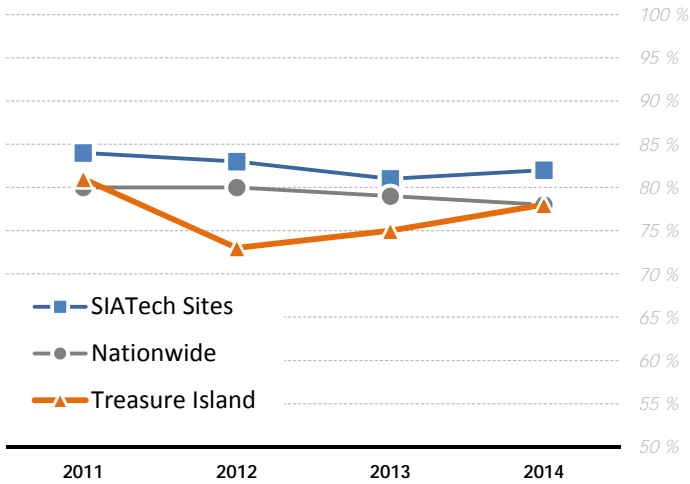
SIATech Treasure Island surpasses national responses in the following engagement indicators: school provides an opportunity to do their best, receipt of recognition or praise for schoolwork, and have an inspiring teacher.

Engagement Overview



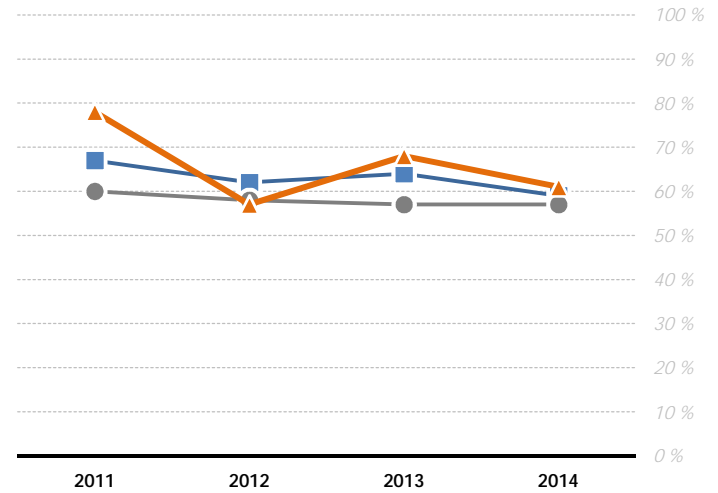
Schoolwork Important

Q: My teacher make me feel my schoolwork id important.



Recognition/Praise

Q: In the last seven days, I have received recognition or praise for doing good schoolwork.

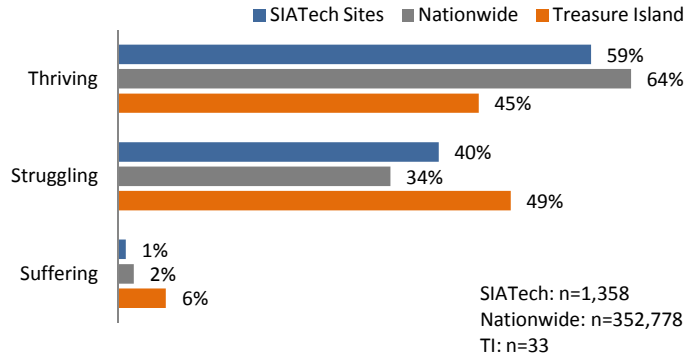


Well-Being

How we think about and experience our lives. It is an indicator of how students are currently doing and is a predictor of future success. In 2013-2014, the vast majority (73%) of SIATech Treasure Island students were thriving.

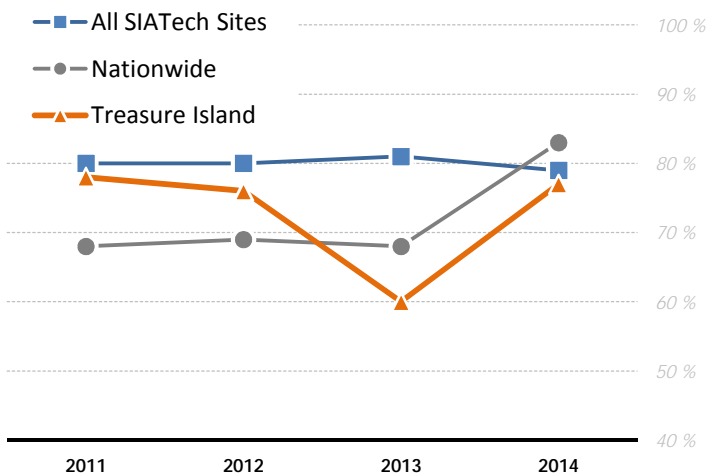
SIATech Treasure Island students responded more positively to the following well-being indicators: at school they are treated with respect, have enough energy to get things done, and they learn to do something interesting.

Well-Being Overview



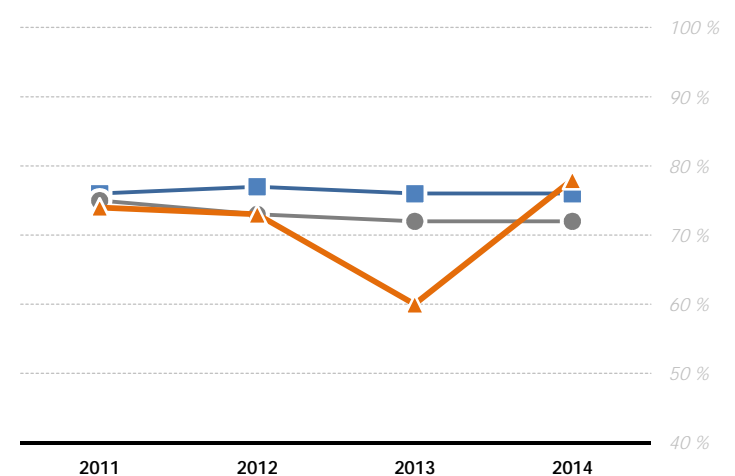
Treated with Respect

Q: Were you treated with respect all day yesterday?



Enough Energy

Q: Did you have enough energy to get things done yesterday?



The "nationwide" data reflects an aggregate of the convenience sample of schools and are not representative of US student populations. They are provided as a guide to view how SIATech's results compare to the national sample results.

