

GALLUP Student Poll Results Summary

2014-2015 San Diego

Overview

The Gallup Student Poll measures hope, engagement, and well-being. SIATech administered the poll in Fall 2014 along with nearly a half million other high school students nationwide. In the four years administering the poll, many of the questions have received higher responses than student responses nationwide. The poll reflects the many ways SIATech provides an excellent educational environment for its students.

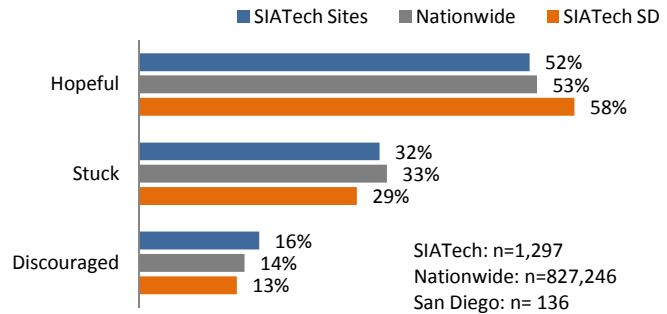
Hope

The ideas and energy we have for the future. Hope drives attendance, credits earned, and high school GPA, and is a predictor of college GPA and retention.

Last year SIATech San Diego was recognized as a "High Hope High School" by Gallup. The majority of SIATech San Diego students were hopeful (58%) in 2014-2015.

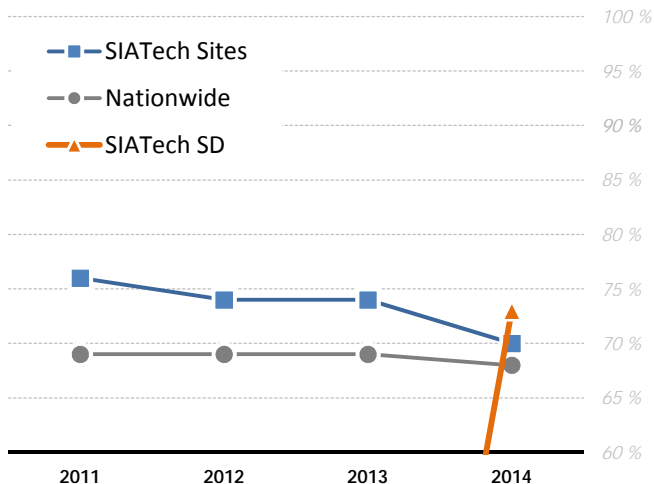
SIATech San Diego surpasses national averages in the following hope indicators: goal pursuit, creative problem-solving, and post-graduation job outlook.

Hope Overview



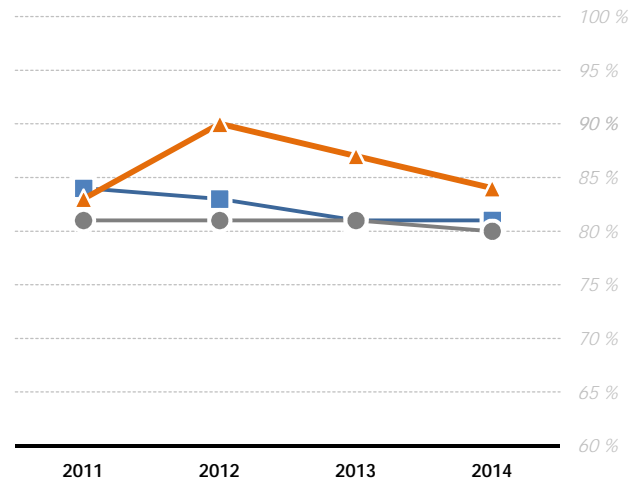
I can Find Lots of Ways Around any Problem

Q: I can find lots of ways around any problem.



Pursue Goals

Q: I energetically pursue my goals.

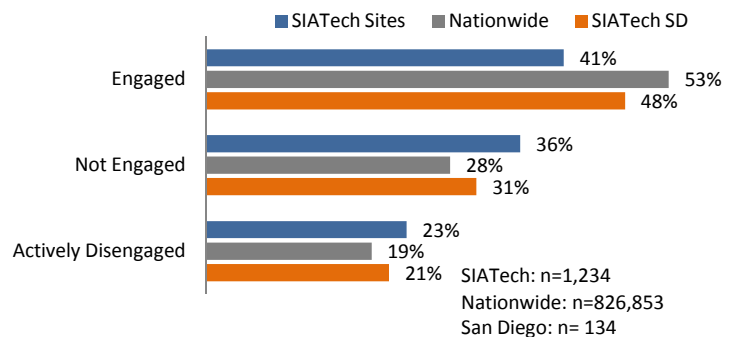


Engagement

The involvement and enthusiasm for school. According to Gallup, engagement scores separate high-performing from low-performing schools.

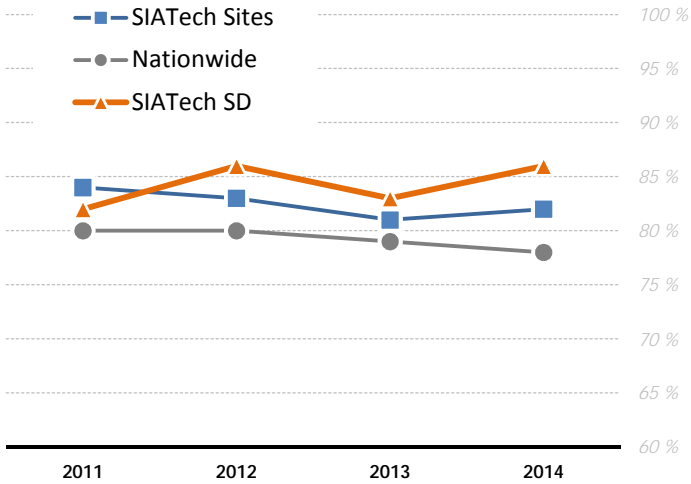
SIATech San Diego surpasses national responses in the following engagement indicators: schoolwork is considered important, school provides an opportunity to do their best, receipt of recognition or praise for schoolwork, that the school is committed to strengths of each student, and that students have an inspiring teacher.

Engagement Overview



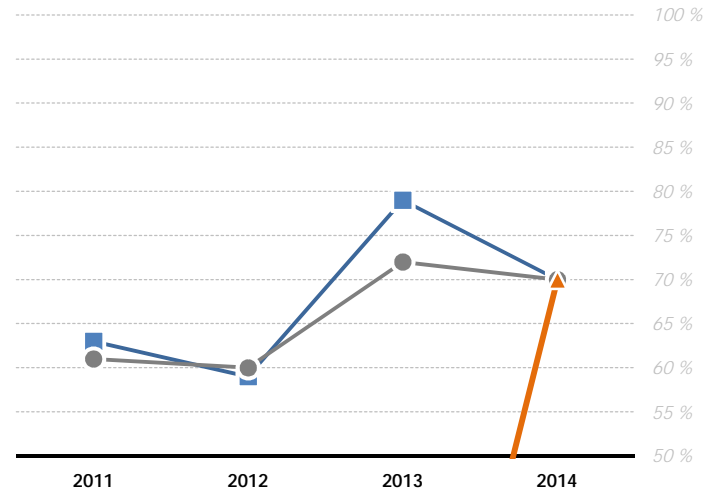
Schoolwork Important

Q: My teachers make me feel my schoolwork is important..



Opportunity to do my Best

Q: At this school, I have the opportunity to do what I do best every day.

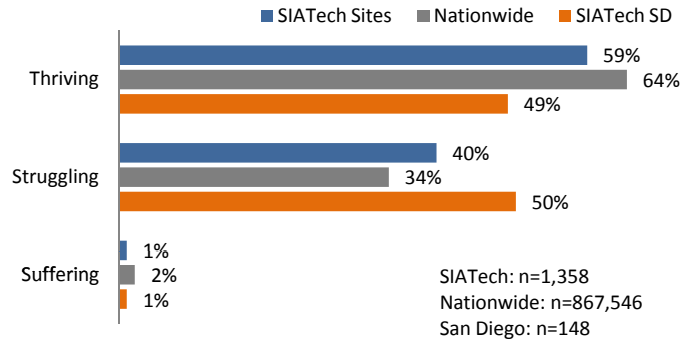


Well-Being

How we think about and experience our lives. It is an indicator of how students are currently doing and is a predictor of future success. In 2014-2015, the majority (42%) of SIATech San Diego students were thriving. This is a significant decrease from 2013-2014 (62%).

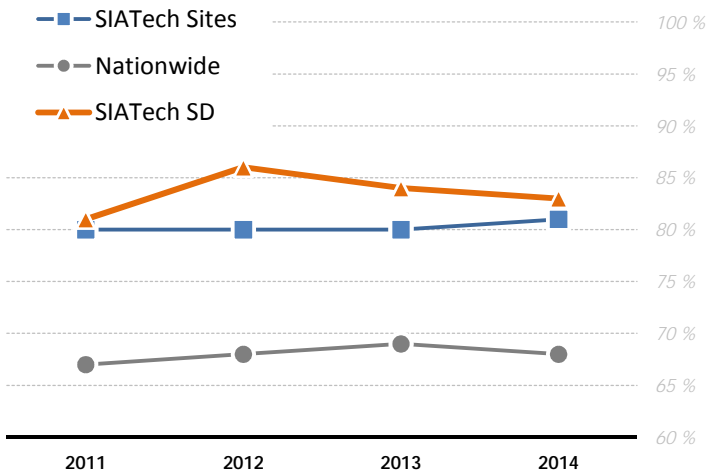
SIATech San Diego students responded more positively to the following well-being indicators: that at school they are treated with respect, have enough energy to get things done, and they learn to do something interesting.

Well-Being Overview



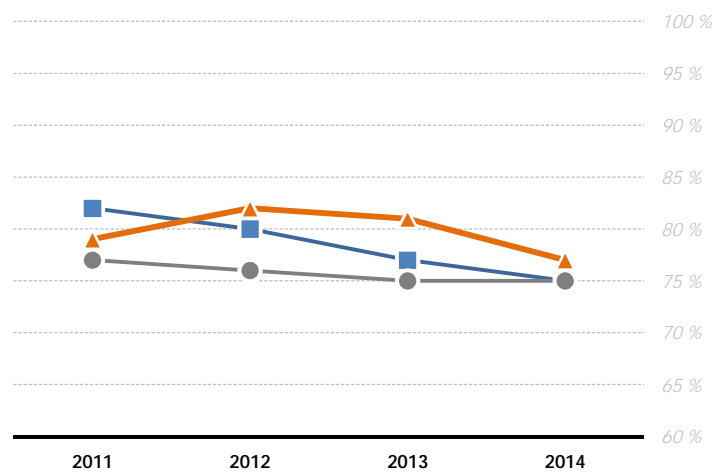
Treated with Respect

Q: Were you treated with respect all day yesterday?



Learn or Do Something

Q: Did you learn or do something interesting yesterday?



The "nationwide" data reflects an aggregate of the convenience sample of schools and are not representative of US student populations. They are provided as a guide to view how SIATech's results compare to the national sample results.

