

GALLUP Student Poll Results Summary

2014-2015 Sacramento

Overview

The Gallup Student Poll measures hope, engagement, and well-being. SIATech administered the poll in Fall 2014 along with nearly a half million other high school students nationwide. In the four years administering the poll, many of the questions have received higher responses than student responses nationwide. The poll reflects the many ways SIATech provides an excellent educational environment for its students.

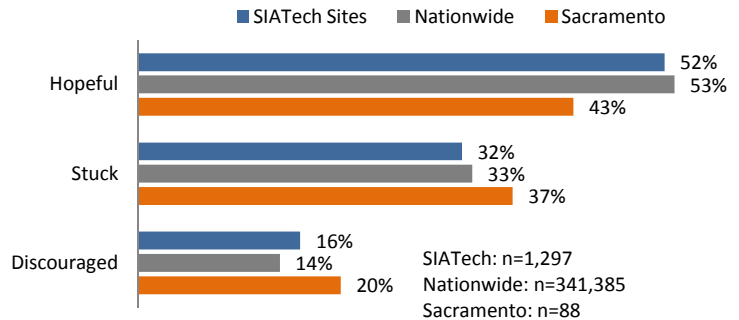
Hope

The ideas and energy we have for the future. Hope drives attendance, credits earned, and high school GPA, and is a predictor of college GPA and retention.

The majority of SIATech Sacramento students were hopeful (56%) in 2013-2014.

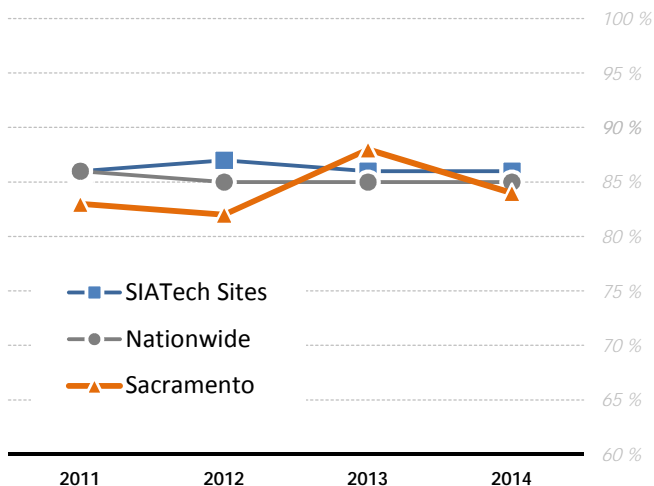
SIATech Sacramento surpasses national averages in many hope indicators: confidence in getting good grades, goal pursuit, creative problem solving, and confidence in finding a good job.

Hope Overview



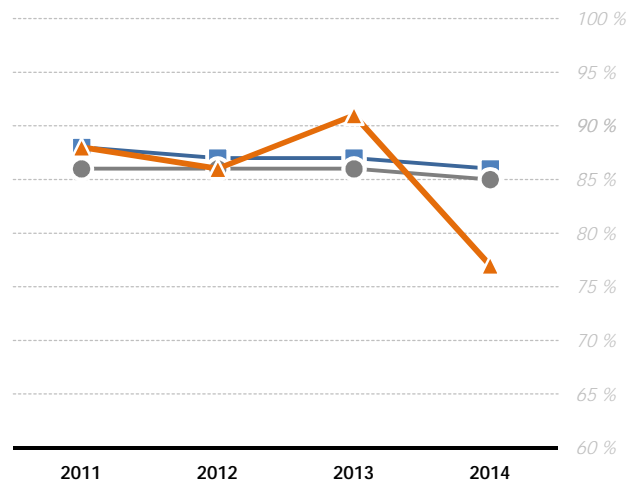
Find a Good job

Q: I know I will find a good job after I graduate.



Get Good Grades

Q: I can think of many ways to get good grades.

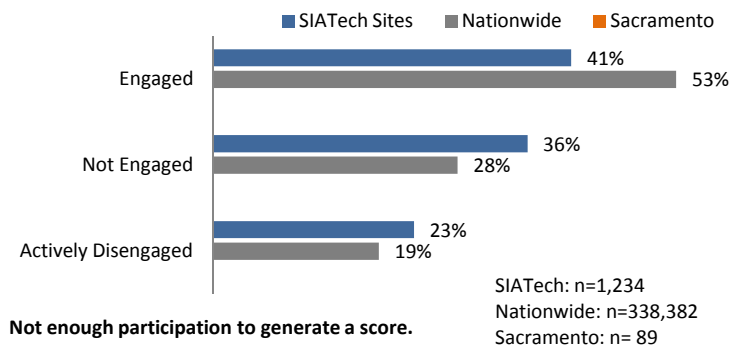


Engagement

The involvement and enthusiasm for school. According to Gallup, engagement scores separate high-performing from low-performing schools.

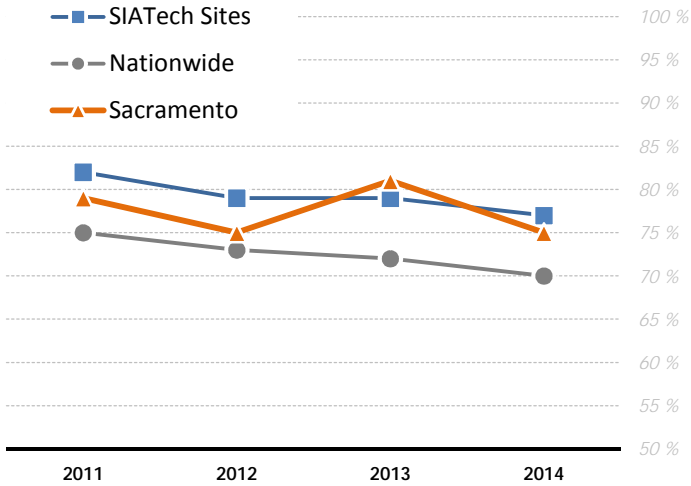
SIATech Sacramento surpasses national responses in the following engagement indicators: schoolwork is considered important, school provides an opportunity to do their best, receipt of recognition or praise for schoolwork, that the school is committed to strengths of each student, and have an inspiring teacher.

Engagement Overview



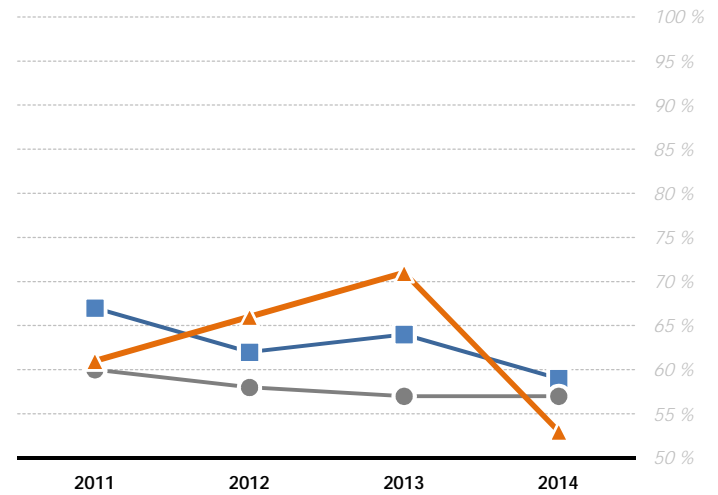
Opportunity to Do Best

Q: At this school, I have the opportunity to do what I do best everyday.



Recognition / Praise

Q: In the last seven days, I have received recognition or praise for doing good schoolwork.

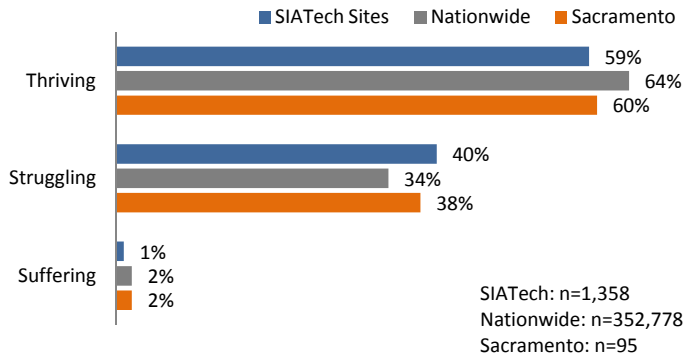


Well-Being

How we think about and experience our lives. It is an indicator of how students are currently doing and is a predictor of future success. In 2013-2014, 59% of SIATech Sacramento students were thriving.

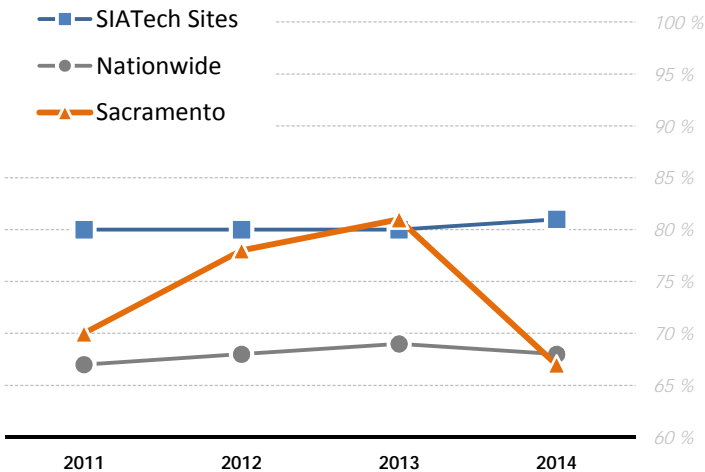
SIATech Sacramento students responded more positively to the following well-being indicators: at school they are treated with respect, have enough energy to get things done, smile or laugh, and they learn to do something interesting.

Well-Being Overview



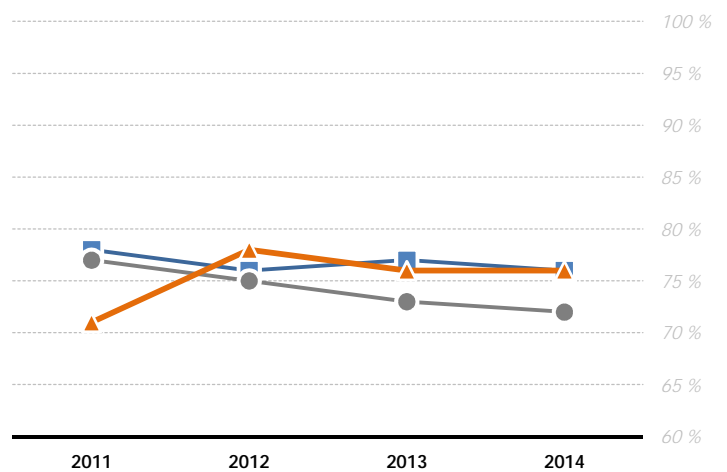
Treated with Respect

Q: Were you treated with respect all day yesterday?



Enough Energy

Q: Did you have enough energy to get things done yesterday?



The "nationwide" data reflects an aggregate of the convenience sample of schools and are not representative of US student populations. They are provided as a guide to view how SIATech's results compare to the national sample results.

