

GALLUP Student Poll Results Summary

2014-2015 Perris

Overview

The Gallup Student Poll measures hope, engagement, and well-being. SIATech administered the poll in Fall 2014 along with nearly a half million other high school students nationwide. In the four years administering the poll, many of the questions have received higher responses than student responses nationwide. The poll reflects the many ways SIATech provides an excellent educational environment for its students.

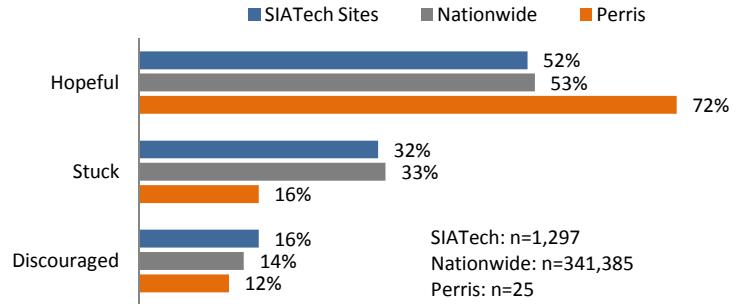
Hope

The ideas and energy we have for the future. Hope drives attendance, credits earned, and high school GPA, and is a predictor of college GPA and retention.

The majority (52%) of SIATech Perris students were hopeful in 2013-2014.

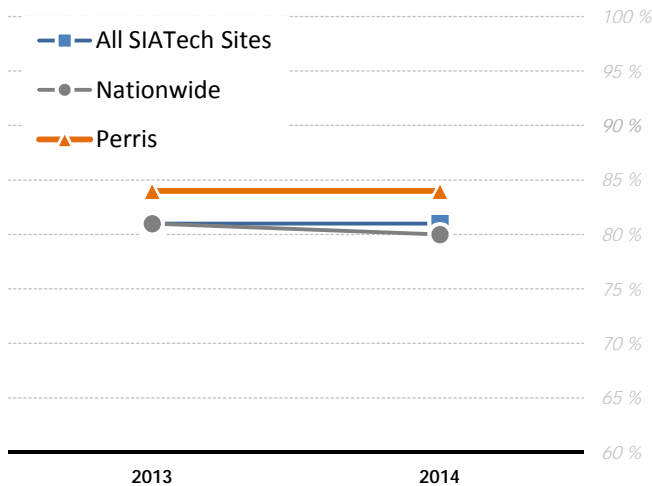
SIATech Perris nears or surpasses national averages in the hope indicators: confidence in graduation, recognition of a caring adult, confidence in getting good grades, goal pursuit, creative problem solving, and confidence in finding a good job.

Hope Overview



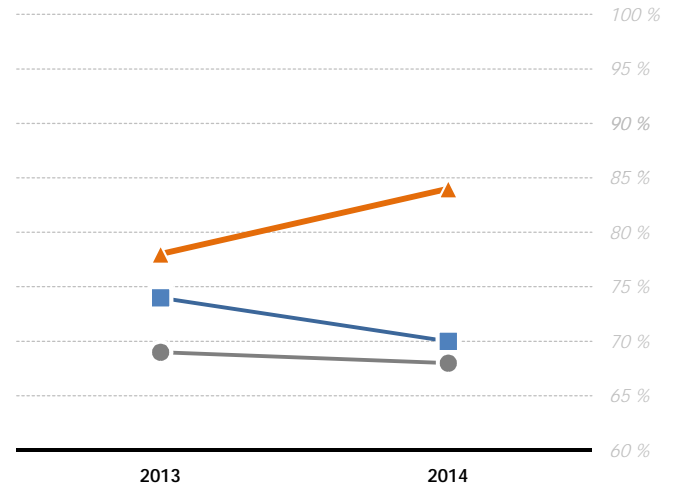
Pursue Goals

Q: I energetically pursue my goals.



Ways Around a Problem

Q: I can find lots of ways around any problem.

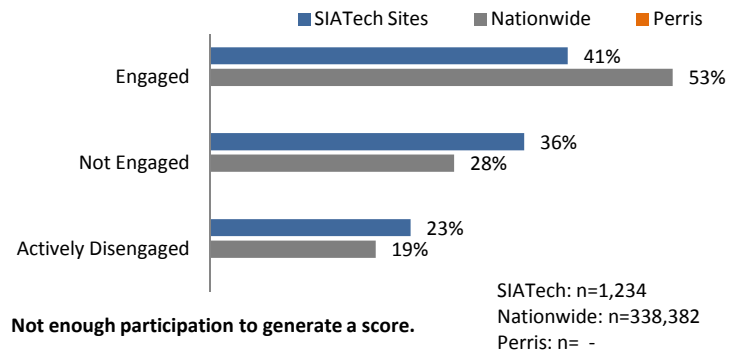


Engagement

The involvement and enthusiasm for school. According to Gallup, engagement scores separate high-performing from low-performing schools.

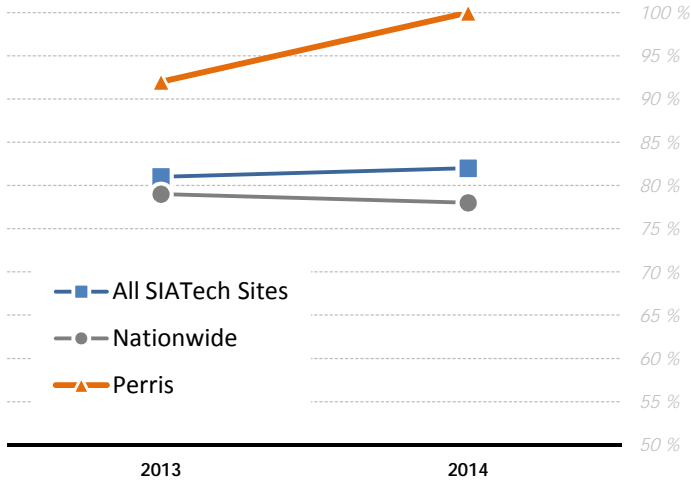
SIATech Perris surpasses national responses in the following engagement indicators: feel safe at school, schoolwork is considered important, school provides an opportunity to do their best, receipt of recognition or praise for schoolwork, the school is committed to strengths of each student, and have an inspiring teacher.

Engagement Overview



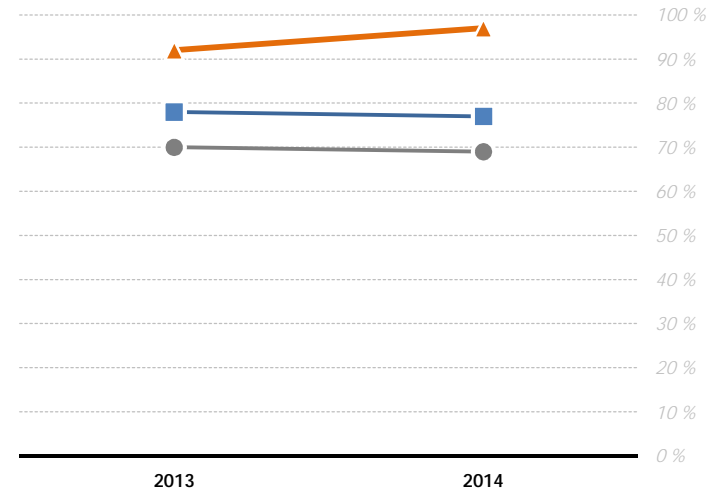
Schoolwork Important

Q: My teachers make me feel my schoolwork is important.



School Committed to Strenghths

Q: My school is committed to building the strenghts of each student.

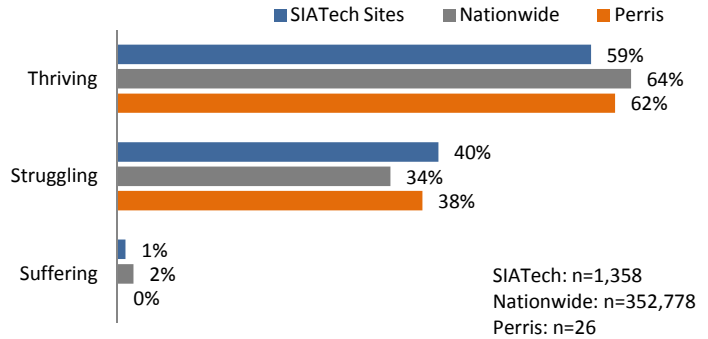


Well-Being

How we think about and experience our lives. It is an indicator of how students are currently doing and is a predictor of future success. In the 2013-2014 school year 49% of SIATech Perris students were thriving..

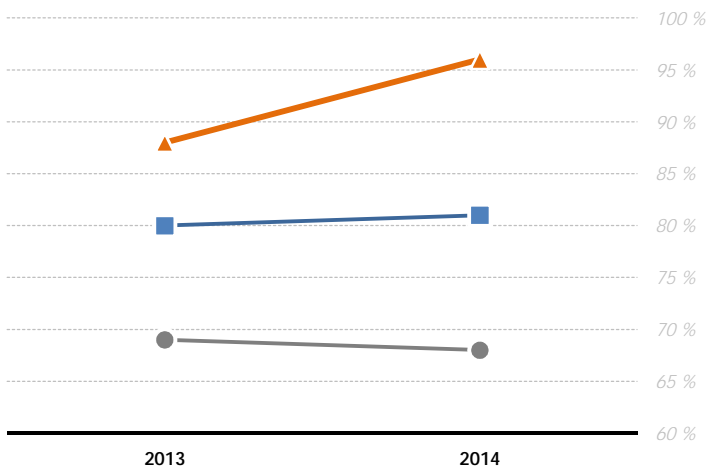
SIATech Perris students responded more positively to the following well-being indicators: at school they are treated with respect, smile or laugh, have enough energy to get things done, have family or friends they count on, and they learn to do something interesting.

Well-Being Overview



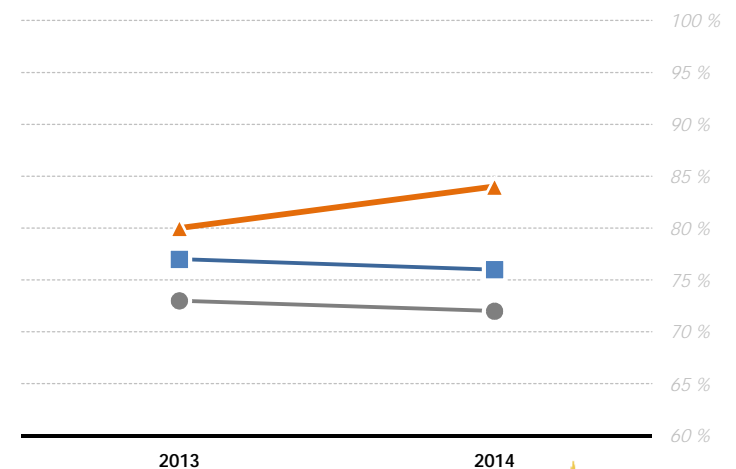
Treated with Respect

Q: Were you treated with respect all day yesterday?



Enough Energy

Q: Did you have enough energy to get things done yesterday?



The "nationwide" data reflects an aggregate of the convenience sample of schools and are not representative of US student populations. They are provided as a guide to view how SIATech's results compare to the national sample results.

