

# GALLUP Student Poll Results Summary

2014-2015 Moreno Valley

## Overview

The Gallup Student Poll measures hope, engagement, and well-being. SIATech administered the poll in Fall 2014 along with nearly a half million other high school students nationwide. In the four years administering the poll, many of the questions have received higher responses than student responses nationwide. The poll reflects the many ways SIATech provides an excellent educational environment for its students.

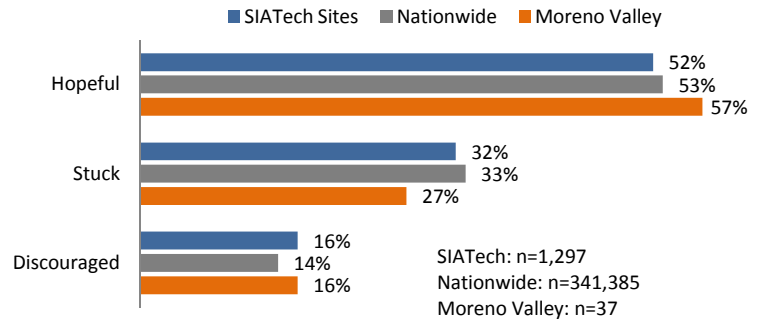
## Hope

The ideas and energy we have for the future. Hope drives attendance, credits earned, and high school GPA, and is a predictor of college GPA and retention.

The vast majority of SIATech Moreno Valley students were hopeful (69%) in 2013-2014.

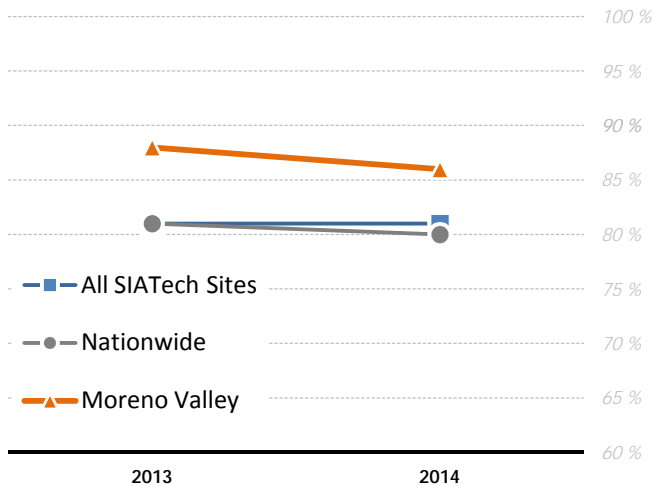
SIATech Moreno Valley surpasses many of the national averages in the hope indicators: confidence in getting good grades, goal pursuit, creative problem solving, and confidence in finding a good job

### Hope Overview



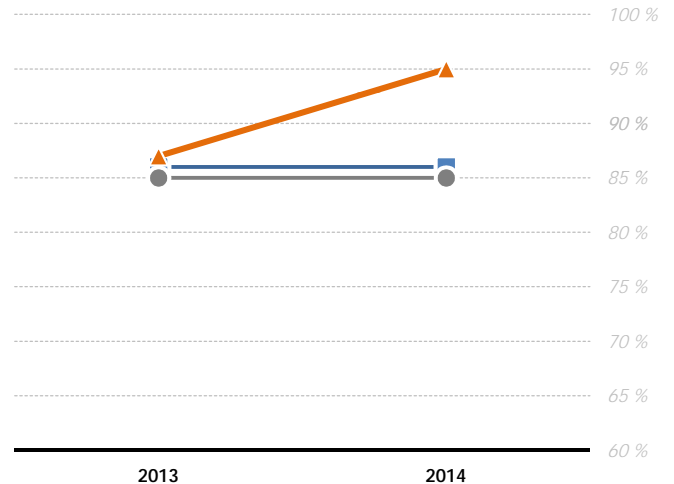
## Pursue Goals

Q: I energetically pursue my goals.



## Find a Good Job

Q: I know I will find a good job after i graduate

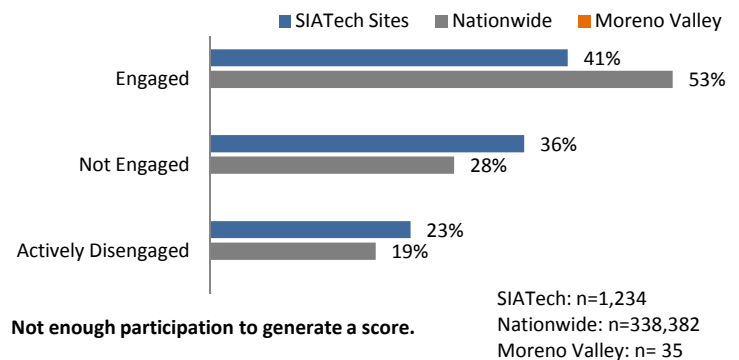


## Engagement

The involvement and enthusiasm for school. According to Gallup, engagement scores separate high-performing from low-performing schools.

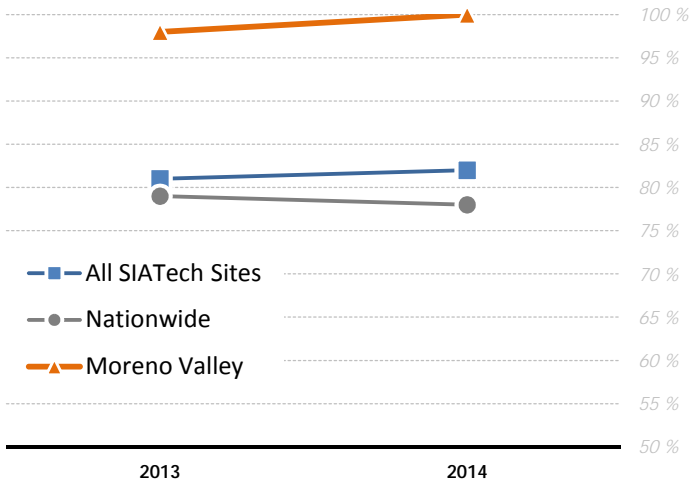
SIATech Moreno Valley surpasses national responses in the following engagement indicators: feel safe at school, schoolwork is considered important, school provides an opportunity to do their best, receipt of recognition or praise for schoolwork, the school is committed to strengths of each student, and have an inspiring teacher.

### Engagement Overview



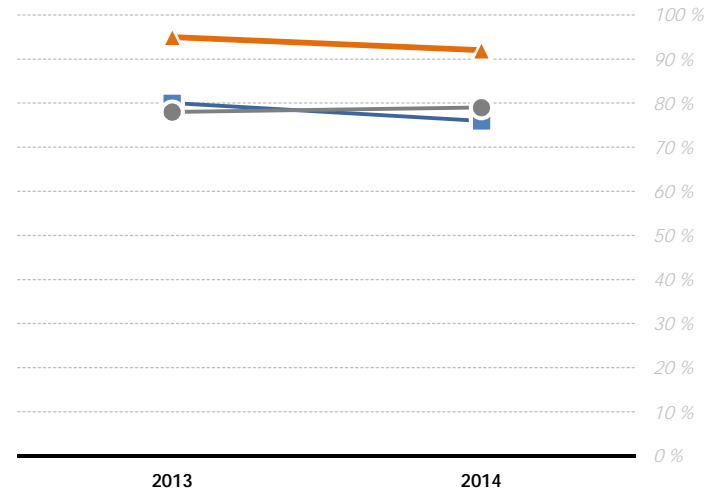
### Schoolwork Important

Q: My teachers make me feel my schoolwork is important.



### Inspiring Teacher

Q: I have at least one teacher who makes me excited about the future.

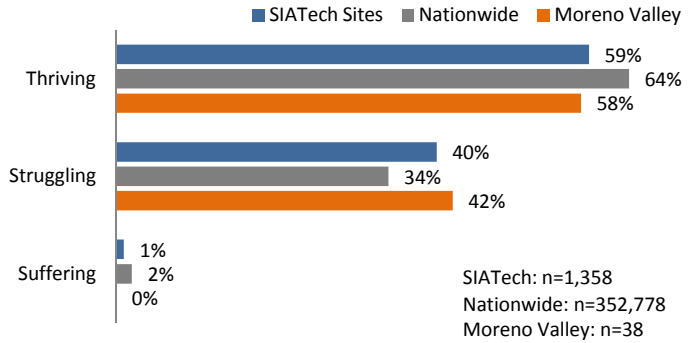


### Well-Being

How we think about and experience our lives. It is an indicator of how students are currently doing and is a predictor of future success. In 2013-2014, 55% of SIATech Moreno Valley students were thriving.

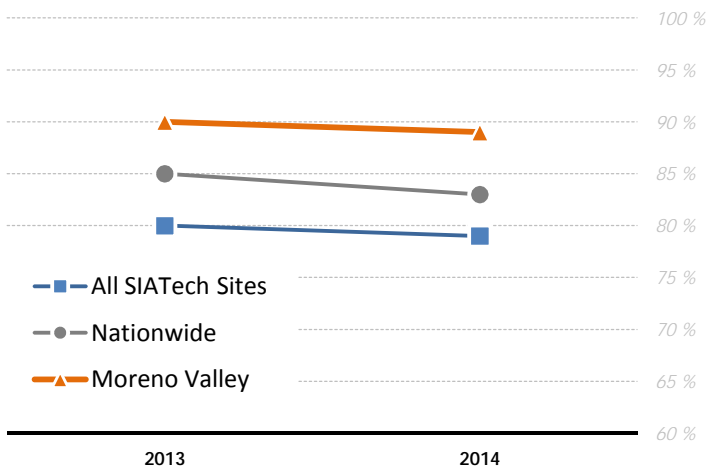
SIATech Moreno Valley students responded more positively to the following well-being indicators: at school they are treated with respect, smiled, laughed a lot yesterday, have enough energy to get things done, they learn to do something interesting and have family and friends to count on.

#### Well-Being Overview



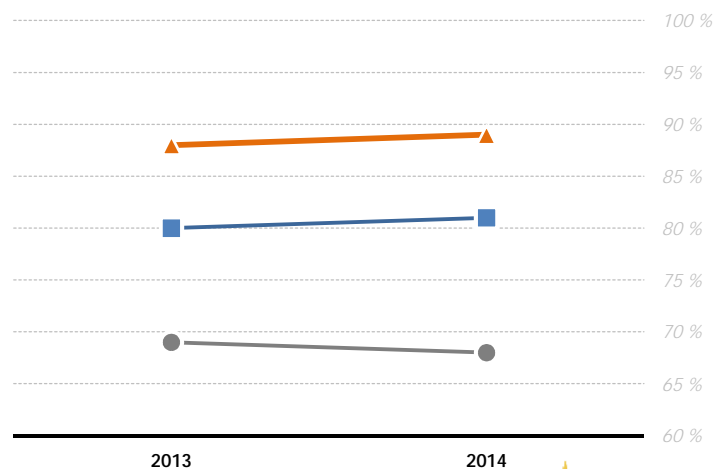
### Smile or Laugh

Q: Did you smile or laugh a lot yesterday?



### Treated with Respect

Q: Were you treated with respect all day yesterday?



The "nationwide" data reflects an aggregate of the convenience sample of schools and are not representative of US student populations. They are provided as a guide to view how SIATech's results compare to the national sample results.

