

# GALLUP Student Poll Results Summary

2014-2015 Indio

## Overview

The Gallup Student Poll measures hope, engagement, and well-being. SIATech administered the poll in Fall 2014 along with nearly a half million other high school students nationwide. In the four years administering the poll, many of the questions have received higher responses than student responses nationwide. The poll reflects the many ways SIATech provides an excellent educational environment for its students.

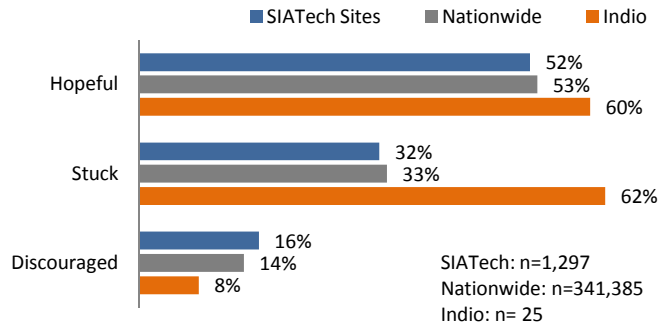
## Hope

The ideas and energy we have for the future. Hope drives attendance, credits earned, and high school GPA, and is a predictor of college GPA and retention.

33% of SIATech students were hopeful in 2013-2014.

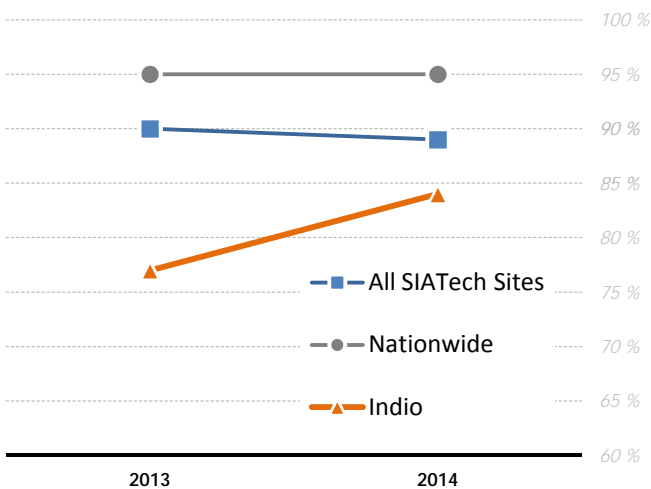
SIATech Indio surpasses national averages in the following hope indicators: confidence in graduation, confidence in getting good grades, and confidence in finding a good job.

### Hope Overview



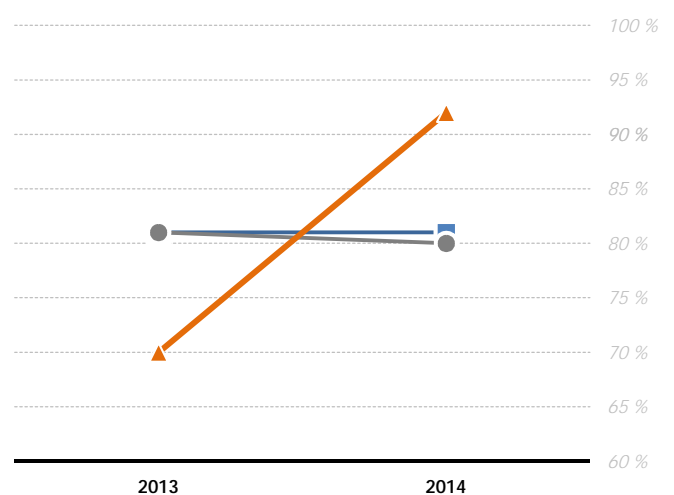
## An Adult Cares

Q: There is an adult in my life who cares about my future.



## Pursue Goals

Q: I energetically pursue my goals.

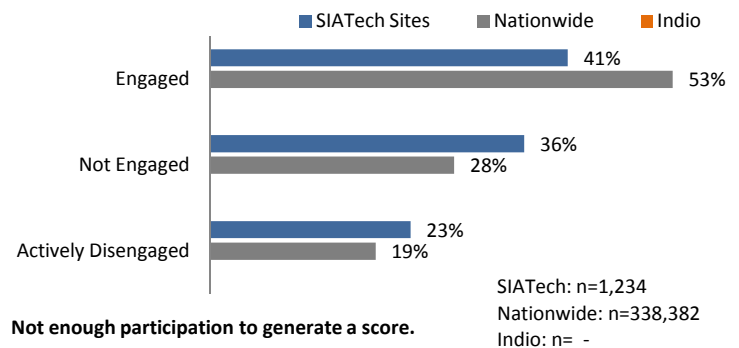


## Engagement

The involvement and enthusiasm for school. According to Gallup, engagement scores separate high-performing from low-performing schools.

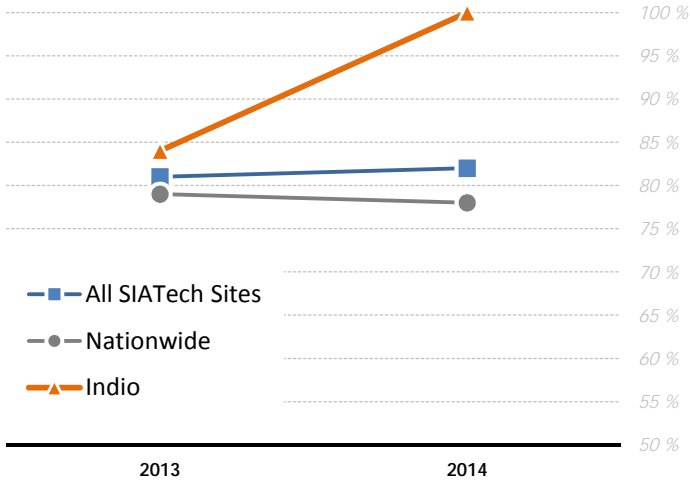
SIATech Indio surpasses national responses in the following engagement indicators: feel safe at school, schoolwork is considered important, school provides an opportunity to do their best, receipt of recognition or praise, the school is committed to strengths of each student, and have an inspiring teacher.

### Engagement Overview



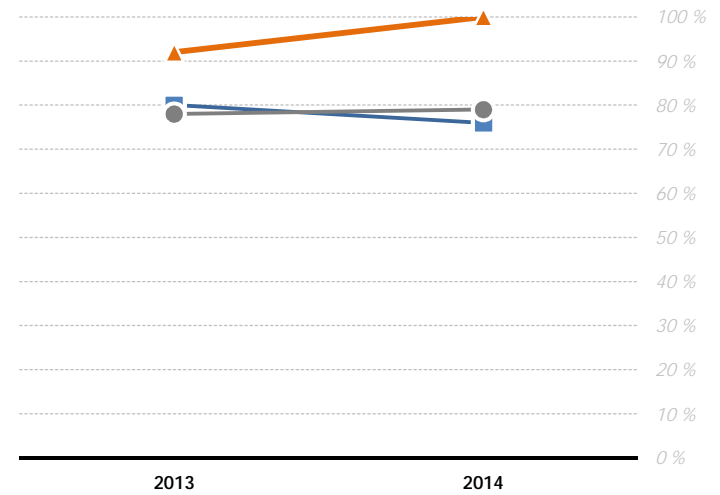
### Schoolwork Important

Q: My teachers make me feel my schoolwork is important.



### Inspiring Teacher

Q: I have at least one teacher who makes me excited about the future.

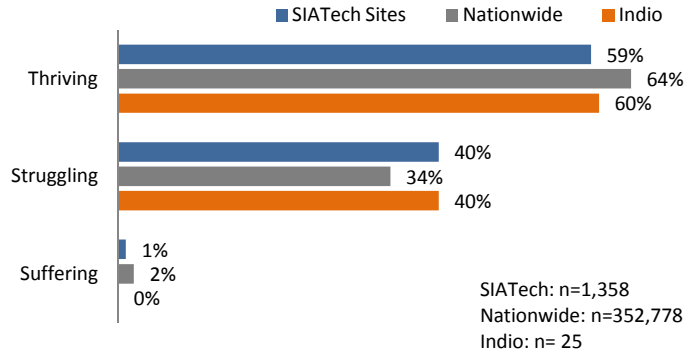


### Well-Being

How we think about and experience our lives. It is an indicator of how students are currently doing and is a predictor of future success. In 2013-2014, the vast majority 23% of SIATech Indio students were thriving in 2013-2014..

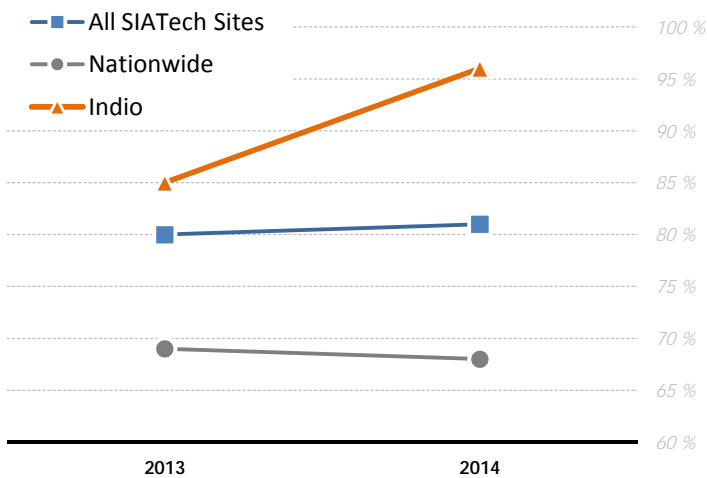
SIATech Indio students responded more positively to the following well-being indicators: at school they are treated with respect, smiled and laughed a lot yesterday, and have enough energy to get things done.

### Well-Being Overview



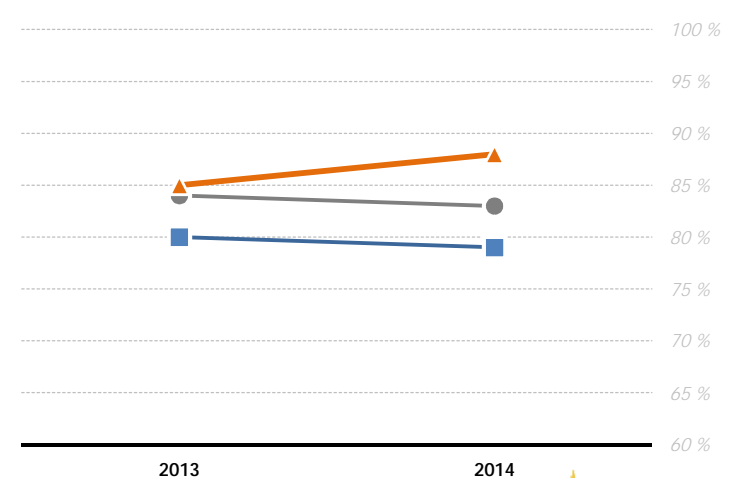
### Well-being Highlight Questions

Q: Were you treated with respect all day yesterday?



### Smile or Laugh

Q: Did you smile or laugh a lot yesterday?



The "nationwide" data reflects an aggregate of the convenience sample of schools and are not representative of US student populations. They are provided as a guide to view how SIATech's results compare to the national sample results.

