

# GALLUP Student Poll Results Summary

2014-2015 El Centro

## Overview

The Gallup Student Poll measures hope, engagement, and well-being. SIATech administered the poll in Fall 2014 along with nearly a half million other high school students nationwide. In the four years administering the poll, many of the questions have received higher responses than student responses nationwide. The poll reflects the many ways SIATech provides an excellent educational environment for its students.

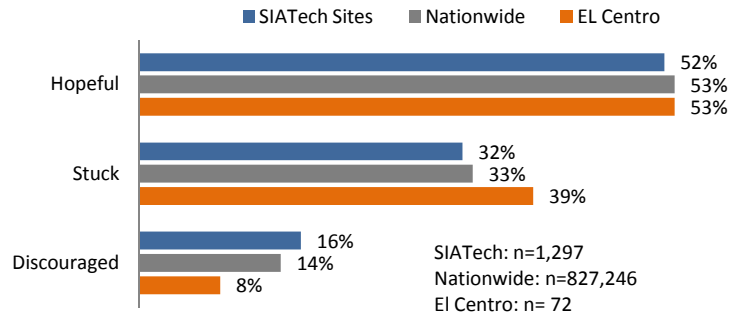
## Hope

The ideas and energy we have for the future. Hope drives attendance, credits earned, and high school GPA, and is a predictor of college GPA and retention.

The majority of SIATech El Centro students were hopeful (53%) in 2014-2015.

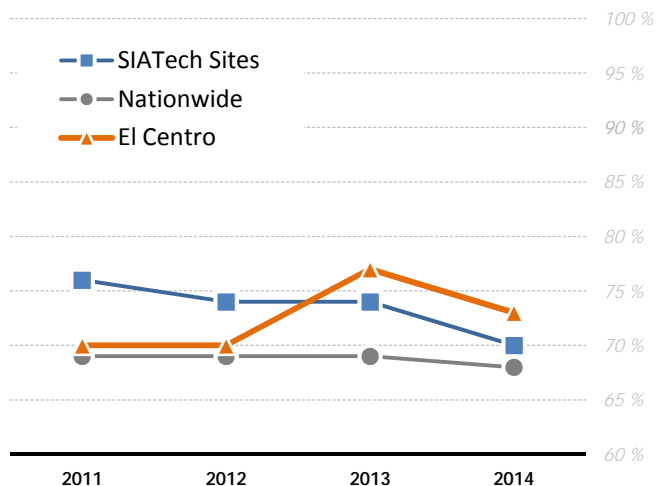
SIATech El Centro surpasses national averages in the following hope indicators: confidence in graduation, confidence in getting good grades, goal pursuit, creative problem solving, and confidence in finding a good job.

### Hope Overview



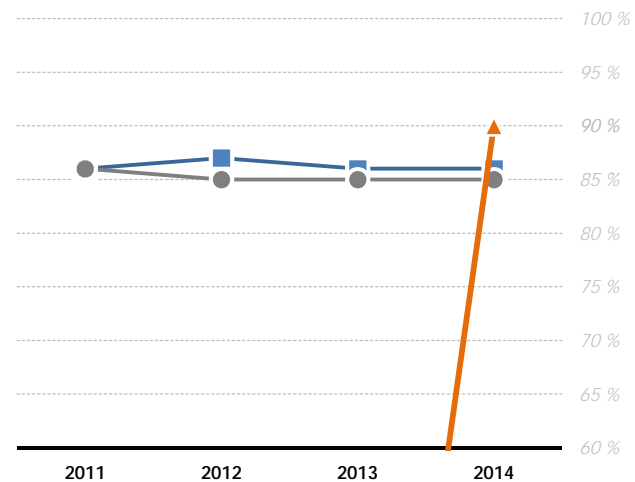
## Creative Problem-Solving

Q: I can find lots of ways around any problem.



## Find a Good job

Q: I know I will find a good job after I graduate.

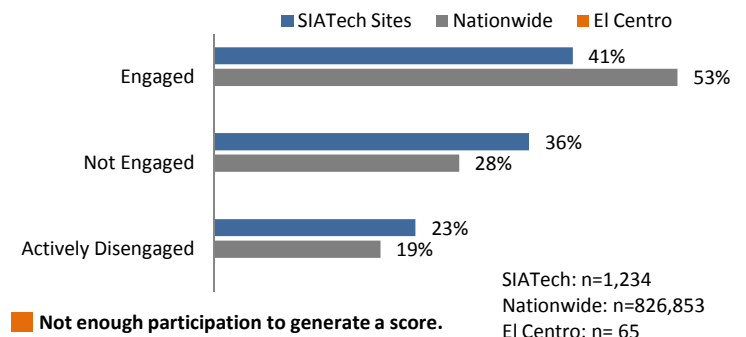


## Engagement

The involvement and enthusiasm for school. According to Gallup, engagement scores separate high-performing from low-performing schools.

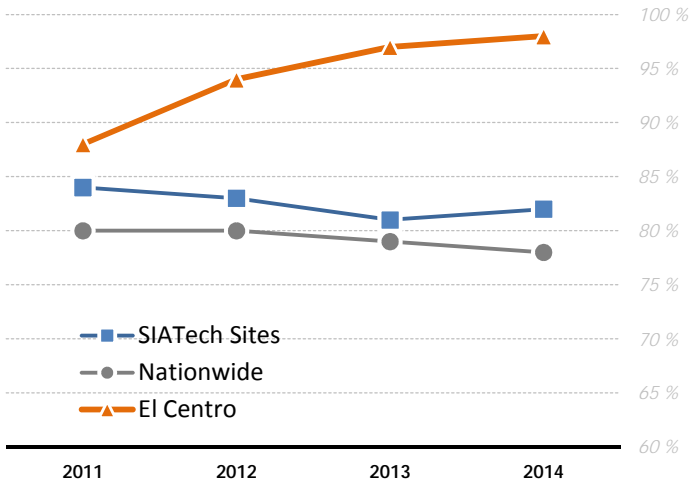
SIATech El Centro surpasses national responses in nearly all engagement indicators: feel safe at school, schoolwork is considered important, school provides an opportunity to do their best, the school is committed to strengths of each student, and have an inspiring teacher.

### Engagement Overview



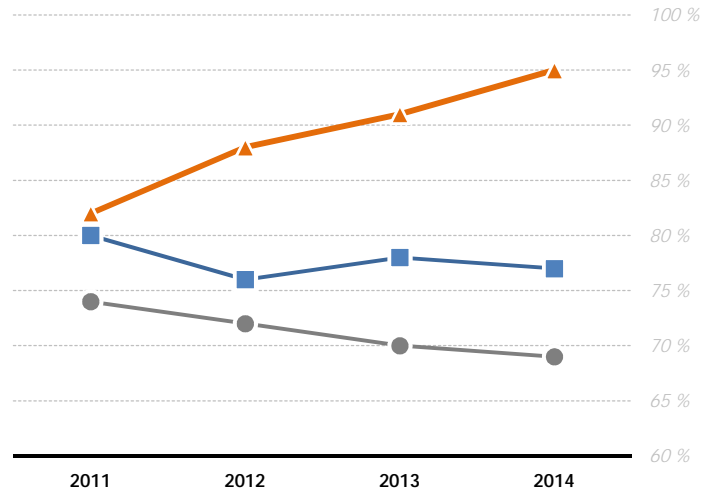
### Schoolwork Important

Q: My teachers make me feel my schoolwork is important.



### School Committed to Strengths

Q: My school is committed to building the strengths of each student.

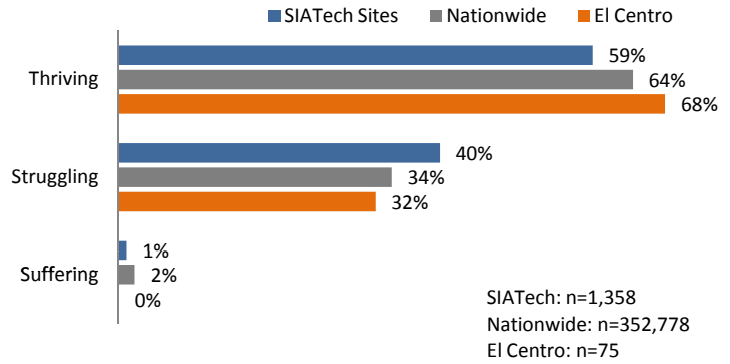


### Well-Being

How we think about and experience our lives. It is an indicator of how students are currently doing and is a predictor of future success. In 2014-2015, the majority (68%) of SIATech El Centro students were thriving.

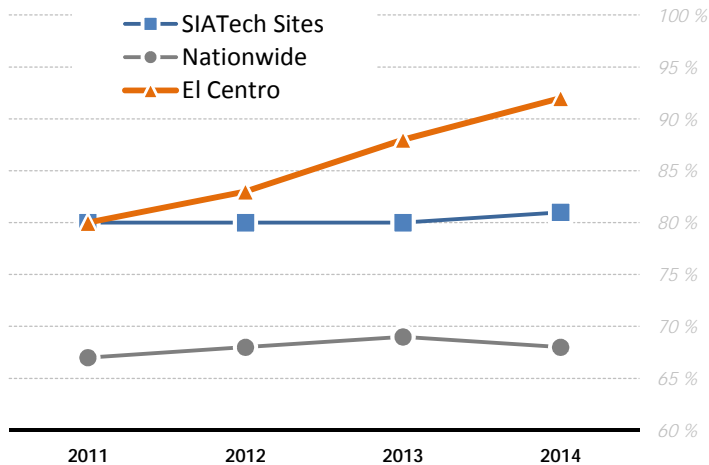
SIATech El Centro students responded more positively to the following well-being indicators: at school they are treated with respect, they learn to do something interesting, have enough energy to get things done, and they smiled and laughed.

### Well-Being Overview



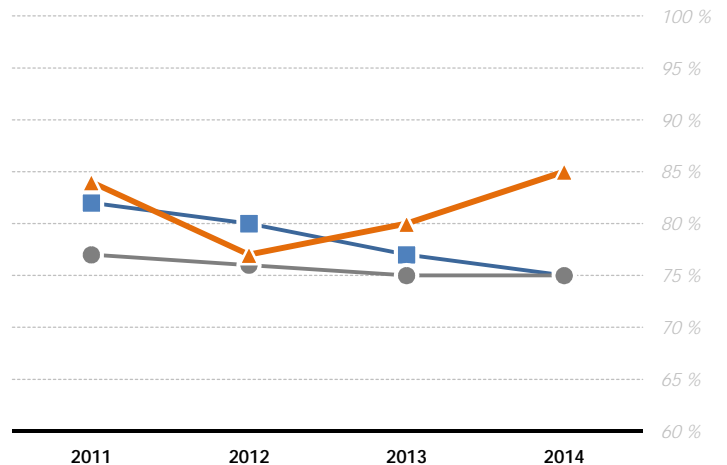
### Treated with Respect

Q: Were you treated with respect all day yesterday?



### Learn or Do Something Interesting

Q: Did you learn or do something interesting yesterday?



The "nationwide" data reflects an aggregate of the convenience sample of schools and are not representative of US student populations. They are provided as a guide to view how SIATech's results compare to the national sample results.

